
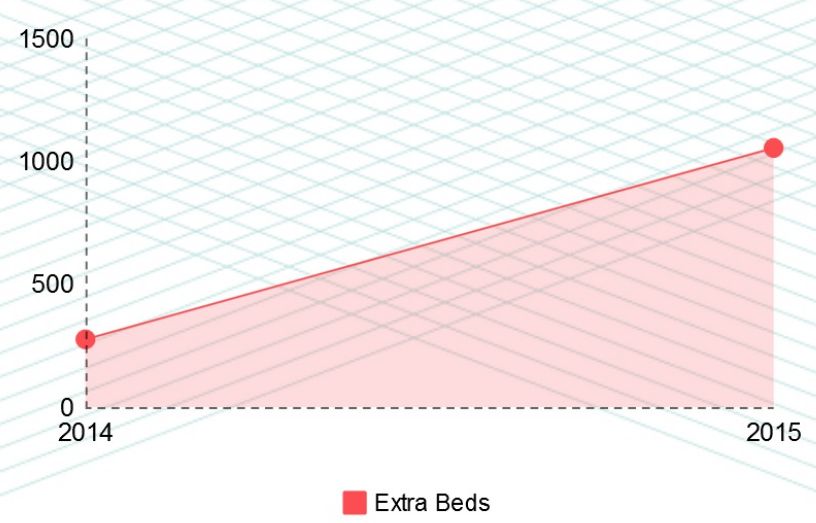


# OLDER PERSONS OVERVIEW REPORT FOR 2015

## REGISTRATION ACTIVITY



**1046 extra beds in the system at end of 2015**



**1046 extra beds**

## INSPECTIONS

**411 inspections of 343 centres**



84% of centres received 1 inspection  
13%, 2 inspections  
3%, 3 or more



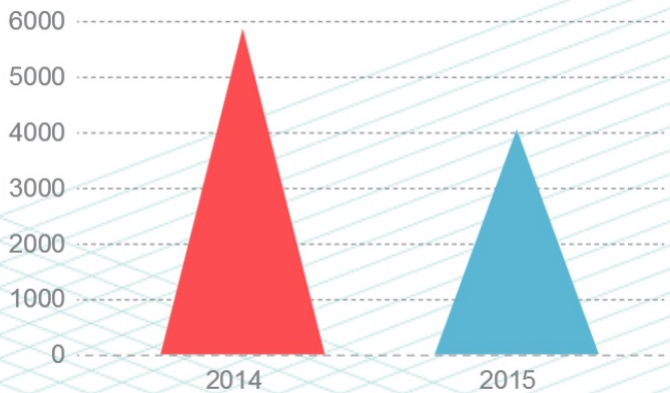
3610 findings of compliance  
4050 corrective actions



51% unannounced  
49% announced



### actions required



decrease in actions required in 2015

**2 centres closed through formal enforcement**

## PUBLIC INTERACTION

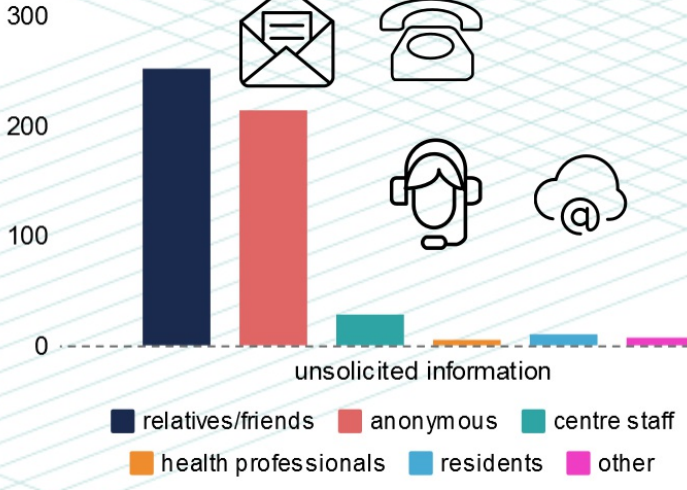
**516 concerns**

HIQA received 516 items of unsolicited information on 272 designated centres in 2015, a decrease since 2014

Of these, 50% were received from relatives of residents



### who reported



### unsolicited information



## PROFILE OF CARE

**577 centres**

As at 31 December 2015, there were 577 registered designated centres for older people, an increase of 12 centres

76% continue to be provided by privately operated nursing homes

### types of nursing homes



**100 or more beds**

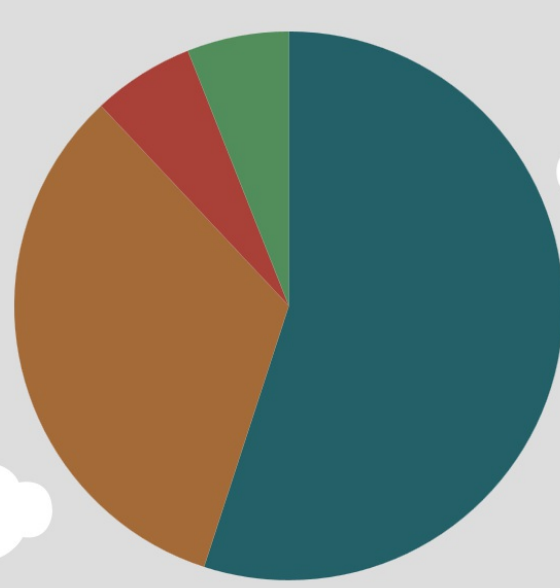
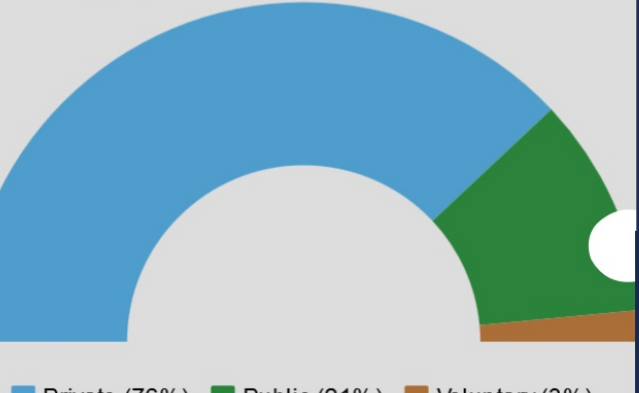
the number of centres caring for over 100 residents, increasing from 35 in 2014 to 36 in 2015



**20 or less beds**

smaller centres that are catering for 20 or less residents are being replaced by larger centres

### types of centre



### number of beds

41-100 (55%) 21-40 (33%) >100 (6%) 1-20 (6%)