

INSPECTION

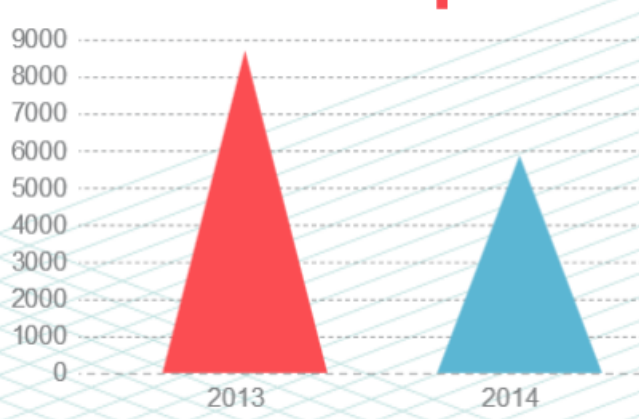
758 inspections of 549 centres



■ corrective actions ■ compliance ■ non-compliance



actions required



significant decrease in actions required in 2014

1 centre closed through formal enforcement

END-OF-LIFE CARE FOOD AND NUTRITION

195 centres

The Authority provided guidance and seminars, a judgment framework, and a self-assessment questionnaire

84%

470

11

of centres were fully or substantially compliant

corrective actions were issued*

centres where residents were at nutritional risk

* This refers to all inspections carried out in 2014, including 195 thematic inspections analysed. End-of-life care was analysed in 498 inspections and food and nutrition in 527 inspections.

PUBLIC INTERACTION

609 concerns

The Authority received 609 items of unsolicited information on 303 designated centres in 2014, an increase of 71% over 2013

Of these, 55% were received from relatives of residents



who reported



unsolicited information




92% of centres which were the subject of unsolicited information were inspected in 2014

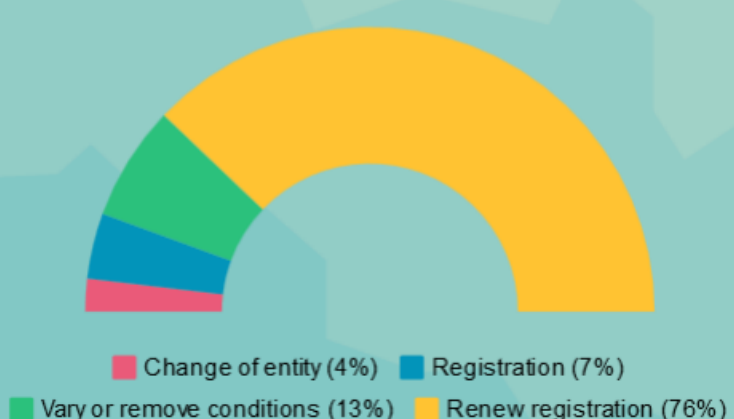
REGISTRATION ACTIVITY

268 events

During 2014 the Authority processed 268 registration-related applications, an increase of 226% on 2013



application type



275 extra beds in the system at end of 2014

PROFILE OF CARE

565 centres

As at 31 December 2014, there were 565 registered designated centres for older people, 1 centre less than 2013

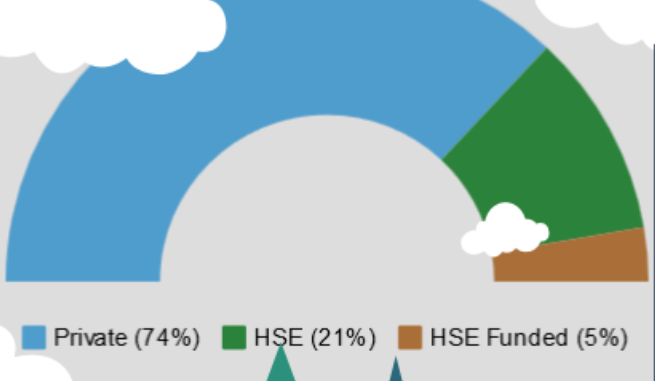
75% continue to be provided by privately operated nursing homes

types of nursing homes

100 or more beds
the number of centres caring for over 100 residents, increasing from 32 in 2013 to 35 in 2014

20 or less beds
smaller centres that are catering for 20 or less residents are being replaced by larger centres

types of centre



number of beds

